

**Demographic trends that are
reshaping Jewish communities in Europe
Data pulse**

Dr Jonathan Boyd

ECJC 6th Summit of European Jewish Leaders

16 March 2026

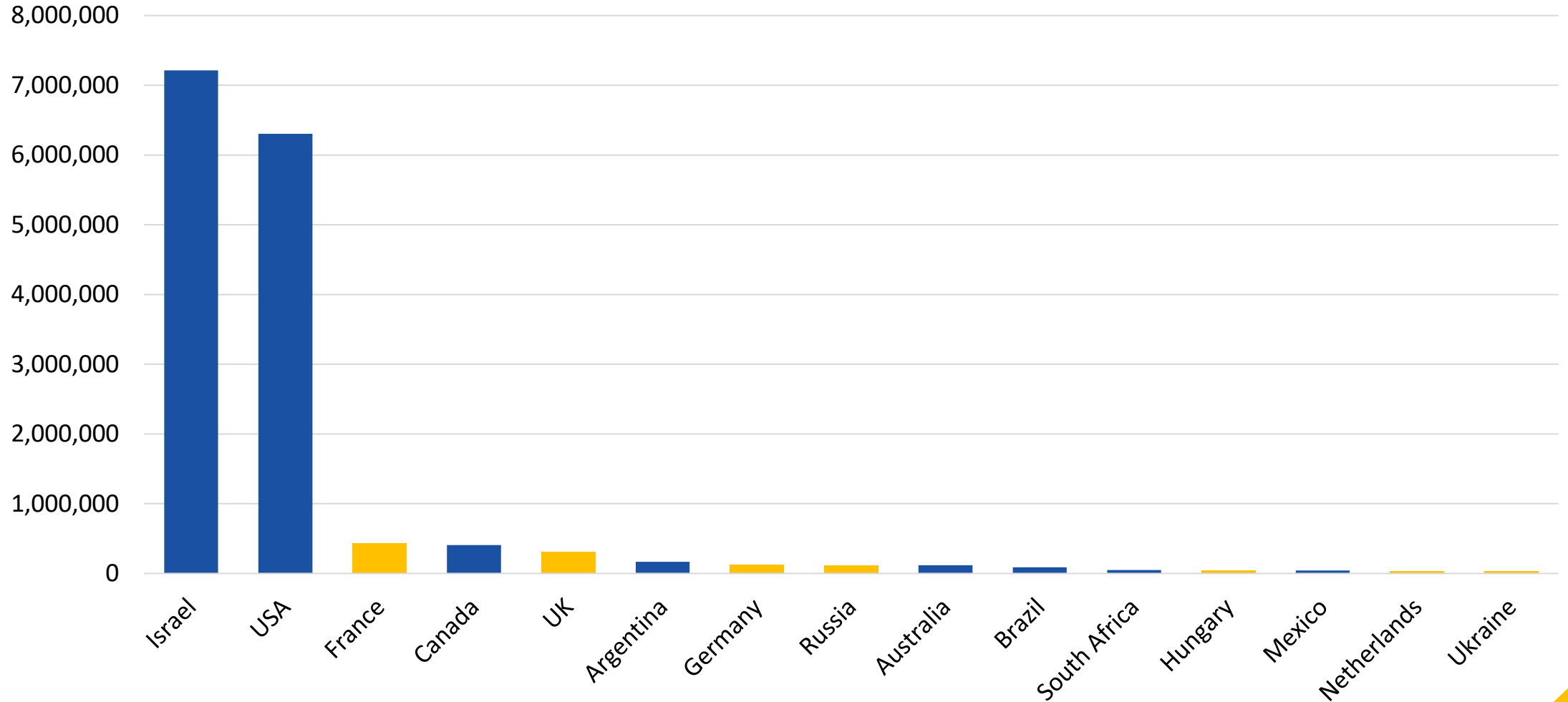
Demographic reality

Small and declining

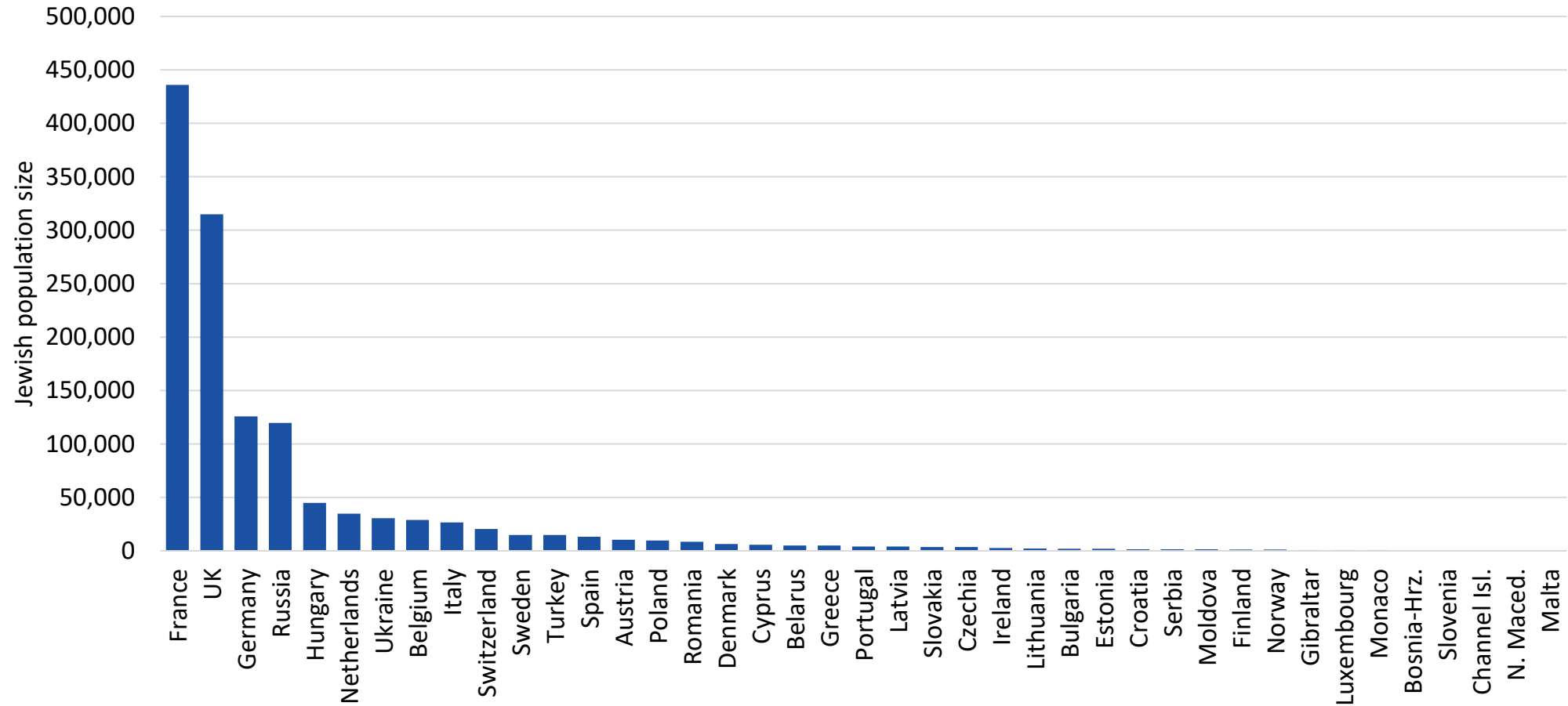
15 largest Jewish populations in the world

Rank	Country	Total population	Core Jewish population	Jews per,1,000 in total population	Population with Jewish parents	Enlarged Jewish population	Law of Return population
1	Israel	10,065,500	7,212,900	716.60	7,373,300	7,533,100	7,693,300
2	USA	336,600,000	6,305,000	18.73	8,637,850	10,970,700	13,303,550
3	France	66,300,000	436,000	6.58	494,860	553,720	612,580
4	Canada	41,400,000	407,400	9.84	474,621	541,842	609,063
5	United Kingdom	69,200,000	315,000	4.55	357,525	400,050	442,575
6	Argentina	47,100,000	168,000	3.57	214,328	260,555	306,783
7	Germany	84,900,000	125,700	1.48	150,840	175,980	201,120
8	Russia	146,000,000	119,800	0.82	183,893	247,986	312,079
9	Australia	27,300,000	117,100	4.29	129,396	141,691	153,987
10	Brazil	212,000,000	90,300	0.43	111,521	132,741	153,962
11	South Africa	63,000,000	49,000	0.78	54,145	59,290	64,435
12	Hungary	9,600,000	44,800	4.67	57,120	69,440	81,760
13	Mexico	129,400,000	41,300	0.32	43,365	45,430	47,495
14	Netherlands	18,000,000	34,900	1.94	46,068	57,236	68,404
15	Ukraine	37,900,000	30,600	0.81	46,971	63,342	79,713

15 largest populations in the world ('core' definition)



European Jewish populations, 2025 ('core' definition)



15 largest Jewish populations in Europe

Country	Total population	Core Jewish population	Jews per,1,000 in total population	Population with Jewish parents	Enlarged Jewish population	Law of Return population	Core Jewish population rank
France	66,300,000	436,000	6.58	494,860	553,720	612,580	3
UK	69,200,000	315,000	4.55	357,525	400,050	442,575	5
Germany	84,900,000	125,700	1.48	150,840	175,980	201,120	7
Russia	146,000,000	119,800	0.82	183,893	247,986	312,079	8
Hungary	9,600,000	44,800	4.67	57,120	69,440	81,760	12
Netherlands	18,000,000	34,900	1.94	46,068	57,236	68,404	14
Ukraine	37,900,000	30,600	0.81	46,971	63,342	79,713	15
Belgium	11,800,000	29,000	2.46	30,450	31,900	33,350	16
Italy	59,000,000	26,700	0.45	34,043	41,385	48,728	17
Switzerland	9,000,000	20,500	2.28	23,883	27,265	30,648	18
Sweden	10,600,000	14,800	1.40	22,718	30,636	38,554	21/22
Turkey	85,400,000	14,800	0.17	16,354	17,908	19,462	21/22
Spain	48,800,000	13,300	0.27	15,960	18,620	21,280	23
Austria	9,200,000	10,500	1.14	11,918	13,335	14,753	25
Poland	37,600,000	9,800	0.26	15,043	20,286	25,529	26

The last half-century in numbers Jewish population growth and decline

Area/ country	Number		% of world Jewish population		1970-2025	
	1970	2025	1970	2025	Difference	% change
Global total	12,735,000	15,809,000	100.0	100.0	+3,074,000	+24.1
Israel	2,581,000	7,153,000	20.3	45.2	4,572,000	+177.1
USA	5,520,000	6,305,000	43.3	39.9	785,000	14.2
Total Europe	3,231,900	1,311,000	25.4	8.3	-1,920,900	-59.4
EU27	941,050	798,600	7.4	5.1	-142,450	-15.1
FSU (non-EU)	1,831,100	164,800	14.4	1.0	-1,666,300	-91.0
Other	459,750	355,600	3.6	2.2	-104,150	-22.7
Thereof: UK	390,000	315,000	3.1	2.0	-75,000	-19.2
Rest	69,750	40,600	0.5	0.3	-29,150	-41.8

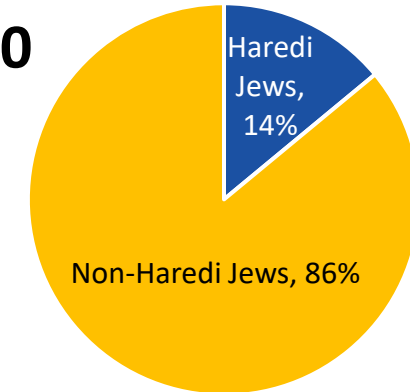
The Haredi engine

Powering up Jewish demographic growth

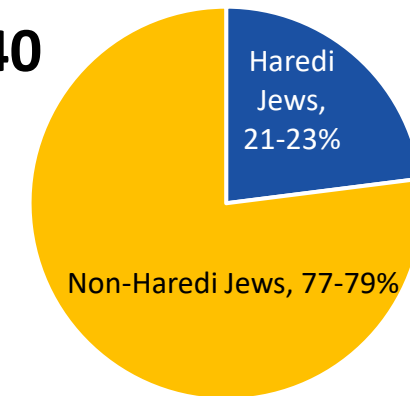
Largest haredi populations in the world

Rank	Country	Core Jewish population	Haredi population	Proportion haredi
1	Israel	7,213,000	1,260,000	17
2	USA	6,305,000	767,000	12
3	UK	315,000	82,000	26
4	Canada	407,000	33,000	8
5	Argentina	168,000	13,500	8
6	France	436,000	13,000	3
7	Belgium	29,000	10,500	36
8	South Africa	49,000	9,300	19
9	Mexico	41,000	7,900	19
10	Australia	117,000	7,000	6
11	Switzerland	20,500	3,900	19
12	Germany	126,000	3,800	3
13	Austria	10,500	2,000	20
14	Rest of the world	574,100	3,000	1
Total		15,809,000	2,213,000	14

2020



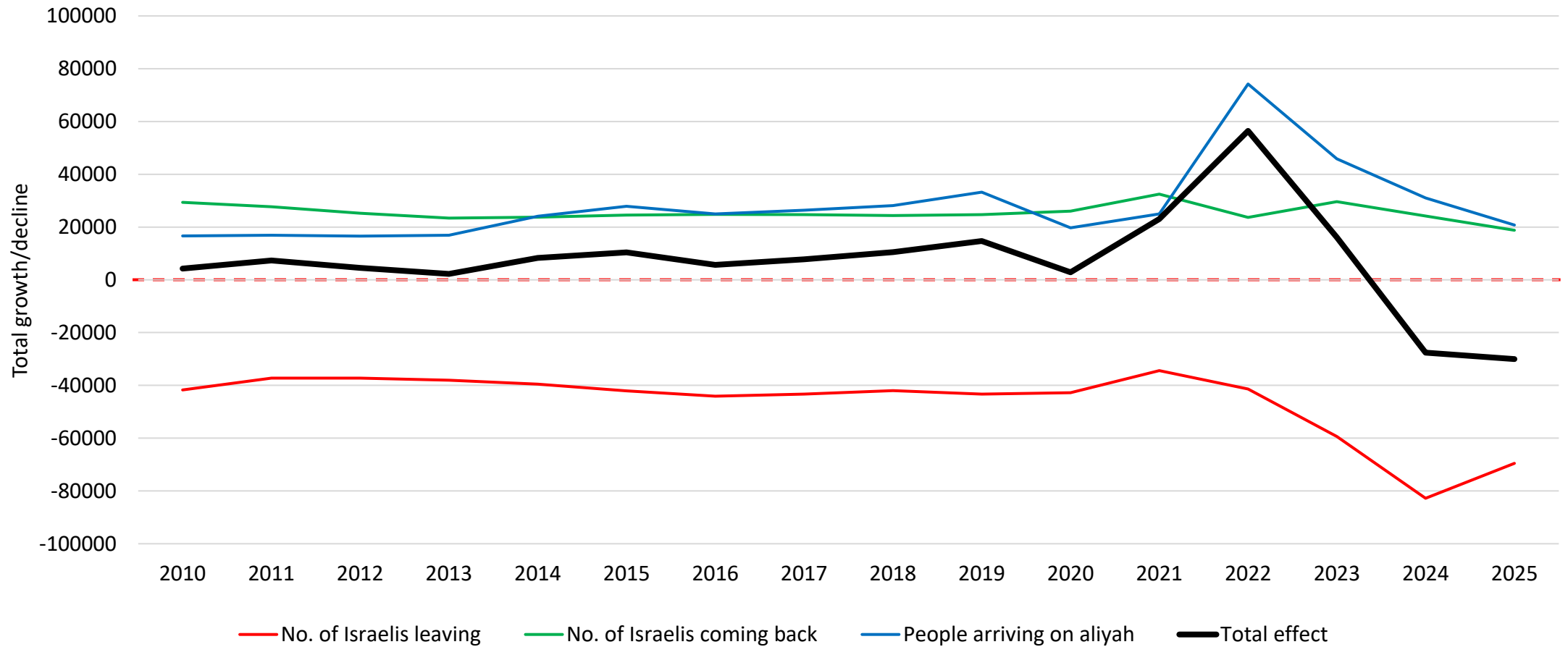
2040



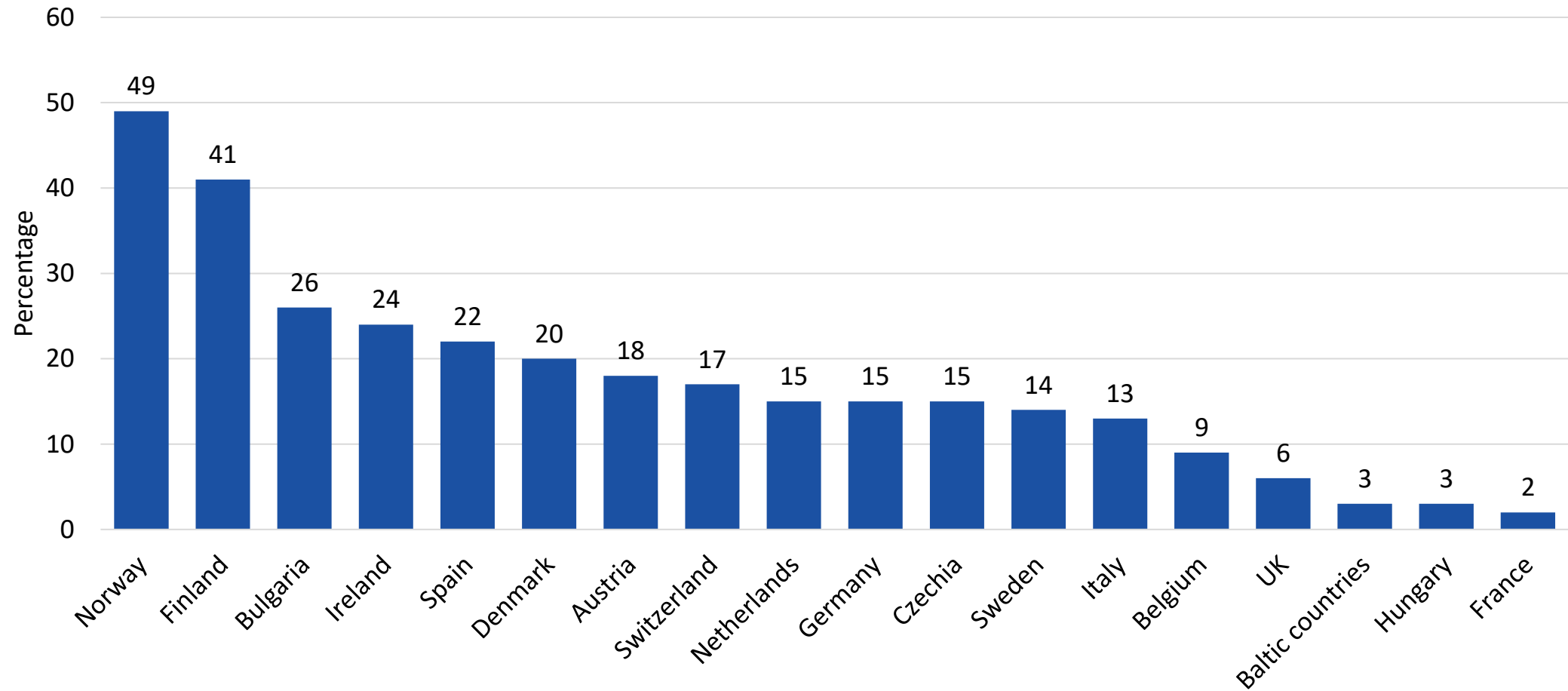
The Israel engine

The power of migration

Net migration in Israel, 2010-2025



Percentage of Israel-born in Jewish populations of Europe, c. 2021/23

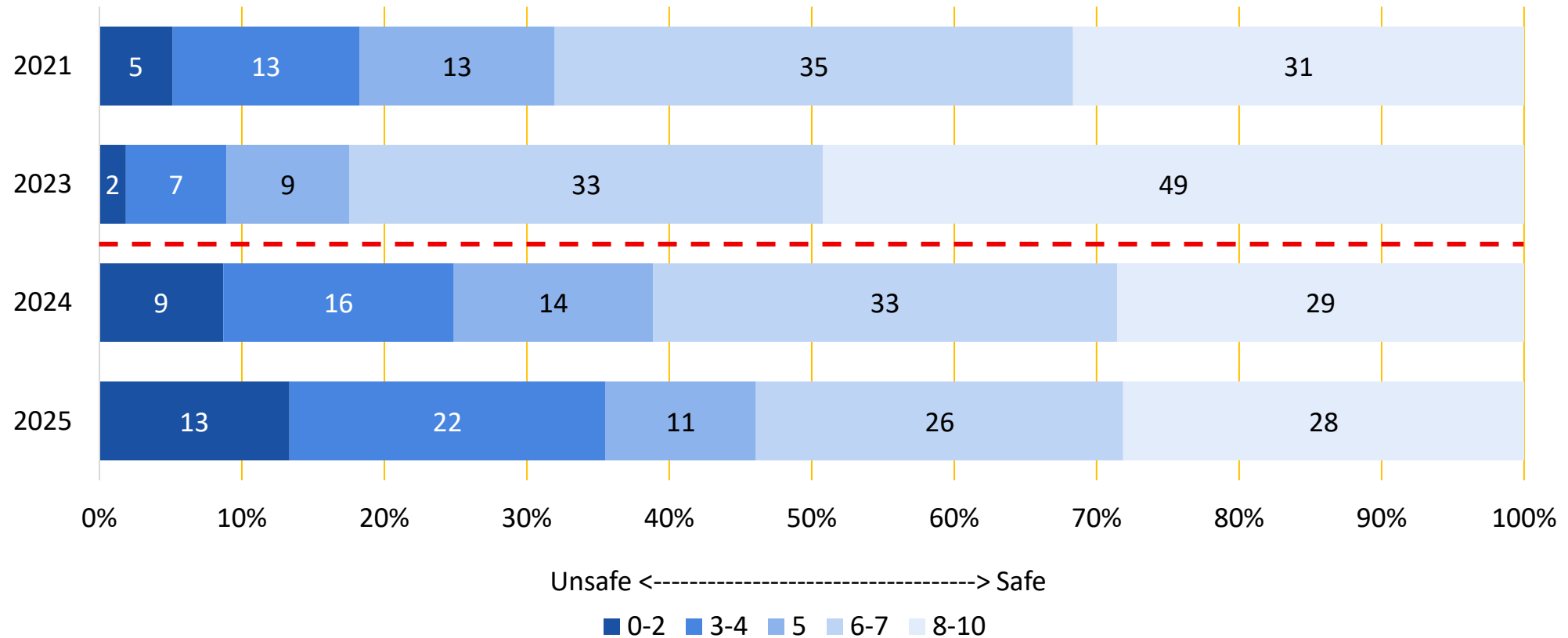


Changes in Jewish identity

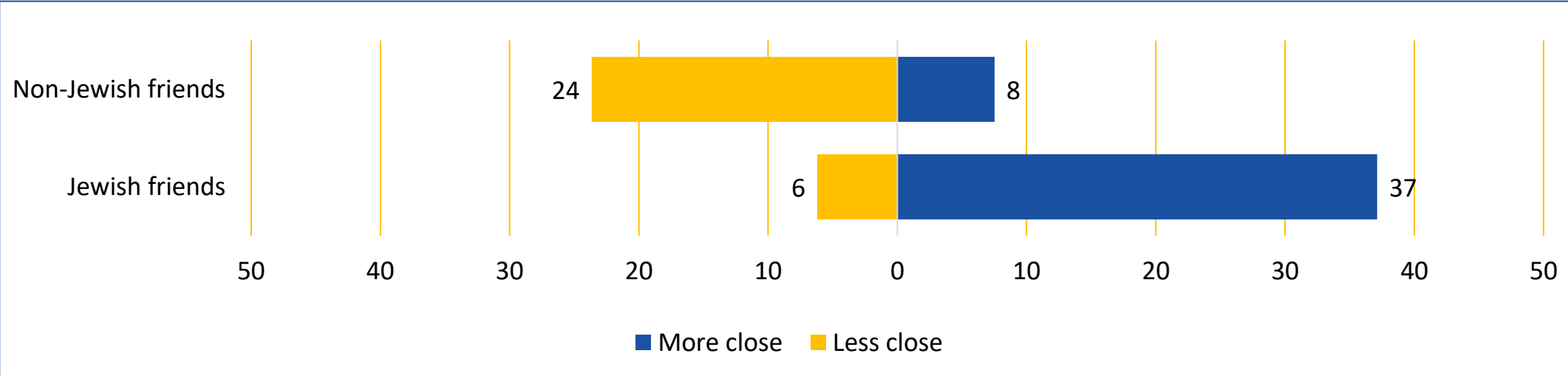
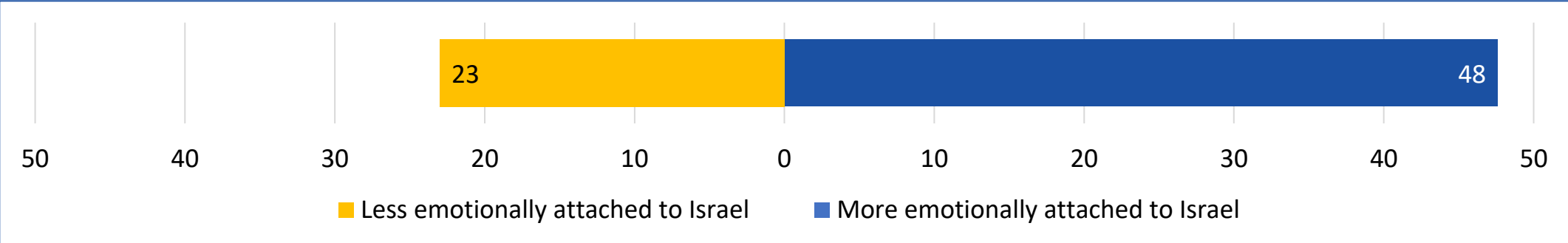
Anxieties, connections and disconnections

Growth of insecurity

Question: 'Please indicate the extent to which you agree or disagree with the following statement by selecting a number between 0 and 10, where 0 is 'Strongly disagree' and 10 is 'Strongly agree': I feel safe as a Jewish person living in the UK.'

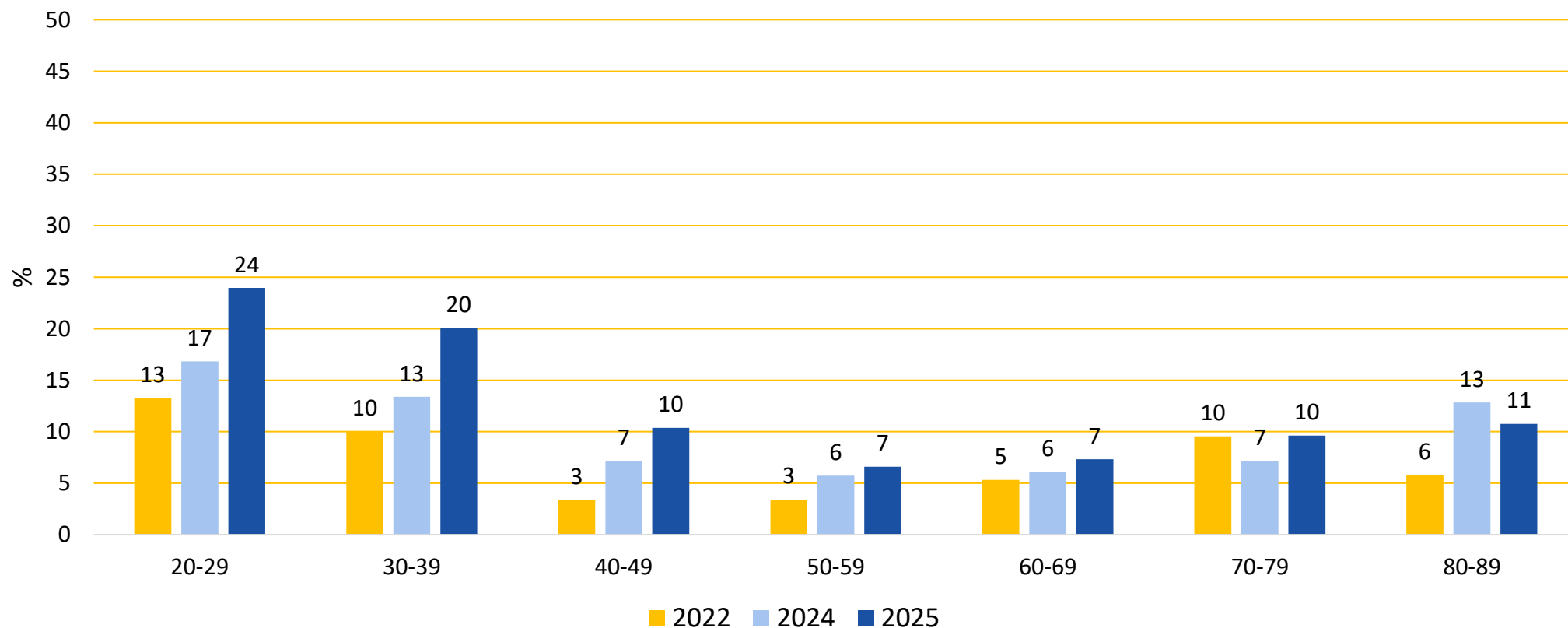


Growth in emotional attachment to Israel and each other



Growth in anti-Zionist sentiment, particularly among the young

Proportion of Jews self-identifying as an 'anti-Zionist'
(other options were 'Zionist', 'Non-Zionist' and 'Not sure')



So what now?

- European Jewish populations are small numerically and proportionally
- Most European Jewish populations are in decline, primarily due to ageing
- Haredi communities serve as an engine of growth in some countries
- Israelis are a potential source of growth and vitality in many countries
- Antisemitism is rising in most countries bringing increased anxiety and insecurity
- Emotional attachment to Israel and one another is up, but detachment too
- Younger Jews in particular struggling with their relationship to Israel

So what now?

Three suggestions

Make size a strength

Small population sizes allow for more focused, targeted and individualised programmes and interventions

Use divergence for honest and purposeful dialogue

Use differences in Jewish expression to engender more open, thought-provoking, challenging debate

Move from anxiety and confusion to mental strength and moral searching

Moral issues permeate Jewish discourse and all Jews understand Jewishness comes with a moral imperative, so centre Jewish life in moral learning, discussion and activity



Institute for Jewish Policy Research

Data for the future of Jewish life

All JPR publications are available for free download at:
www.jpr.org.uk

